

Annual Members' Meeting

2014

Financial Performance Overview 2013/14

Jeff Buggle

Director of Finance & Performance Management

- Our financial performance
- Activity performance
- Where our income came from
- How we spent it
- Looking forward
- Charitable funds



A Day in the Trust

176

Surgical procedures,
across **3 Acute Sites**

548

A&E attends,
which equates to **23**
attends **every** hour

We spent

£973

per **minute**

781

Referrals received
from over **200 sources**

2,087

Outpatients,
which equates to **7** people
seen **every** minute of the
working day

11,124

Pathology Tests,
which in a week would fill
Manchester United's
Football Stadium

1,706

Radiology scans,
which for the month
equals the **population of**
Canterbury









Putting patients first

How did we do 2013/14?

	£m
Total Income	525.8
Operating Expenses	(511.9)
Surplus Before Financing	13.9
Amounts Invested in Capital Equipment and Estate	30.9
Value of Property, Plant and Equipment as at 31/3/14	294.1

Activity 2012/13 to 2013/14

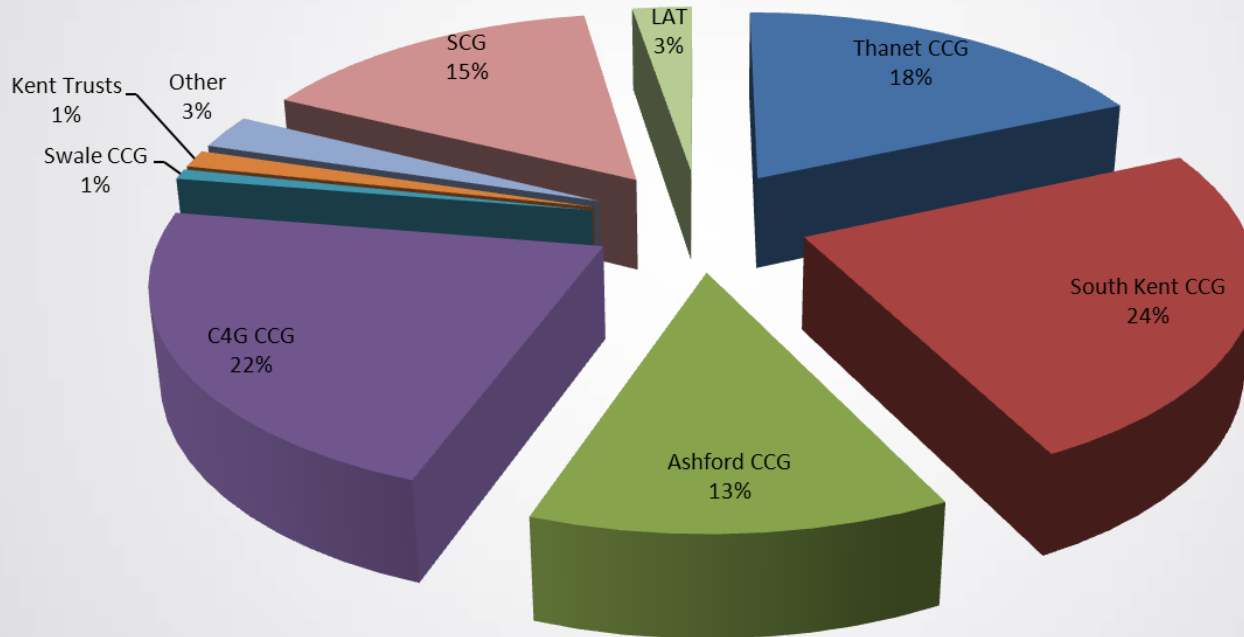
	2013/14		Variance vs last year
Primary care referrals	138,238		7.1 %
Outpatient attendances	612,798		5.1 %
Day Cases	73,893		8.4 %
Elective Inpatients	16,848		0.2 %
Non Elective inpatients	77,916		-2.0 %
A&E attendances	199,980		-0.1 %

How have we performed in 2013/14?

	ACTUAL
Income & Expenditure Surplus	£5.9m
Cash Balance at 31st March 2014	£44.7m
Savings Programme	£26.2m
Continuity of Service Risk Rating	4

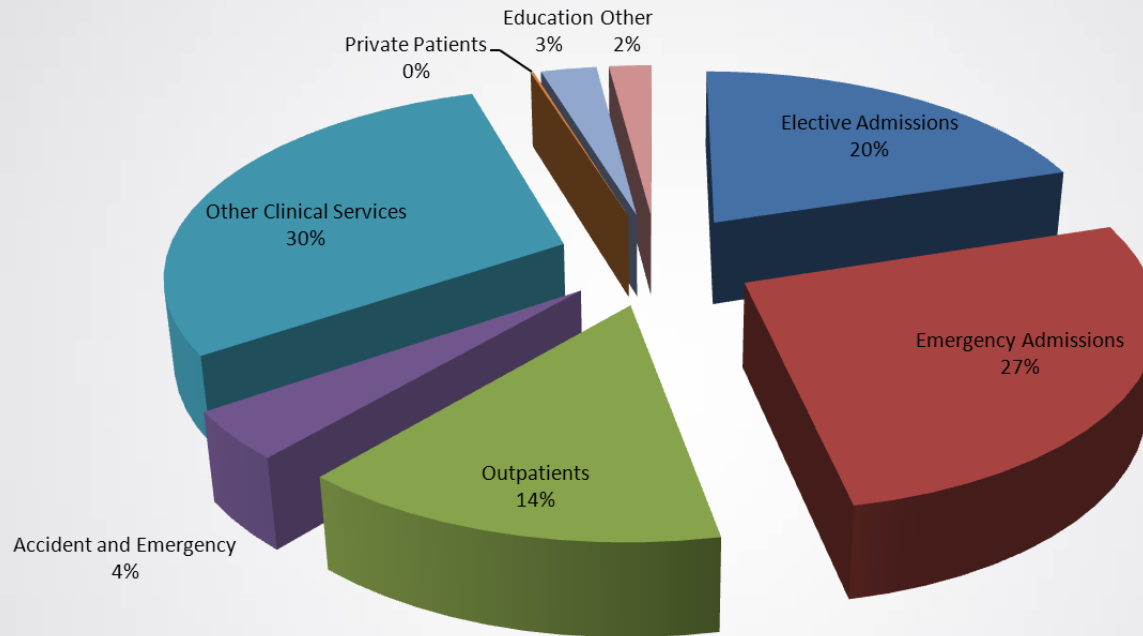
Where did our income come from?

NHS Patient Care commissioned by East Kent CCG's equated to 77.6% of the Trust's NHS Clinical Income.



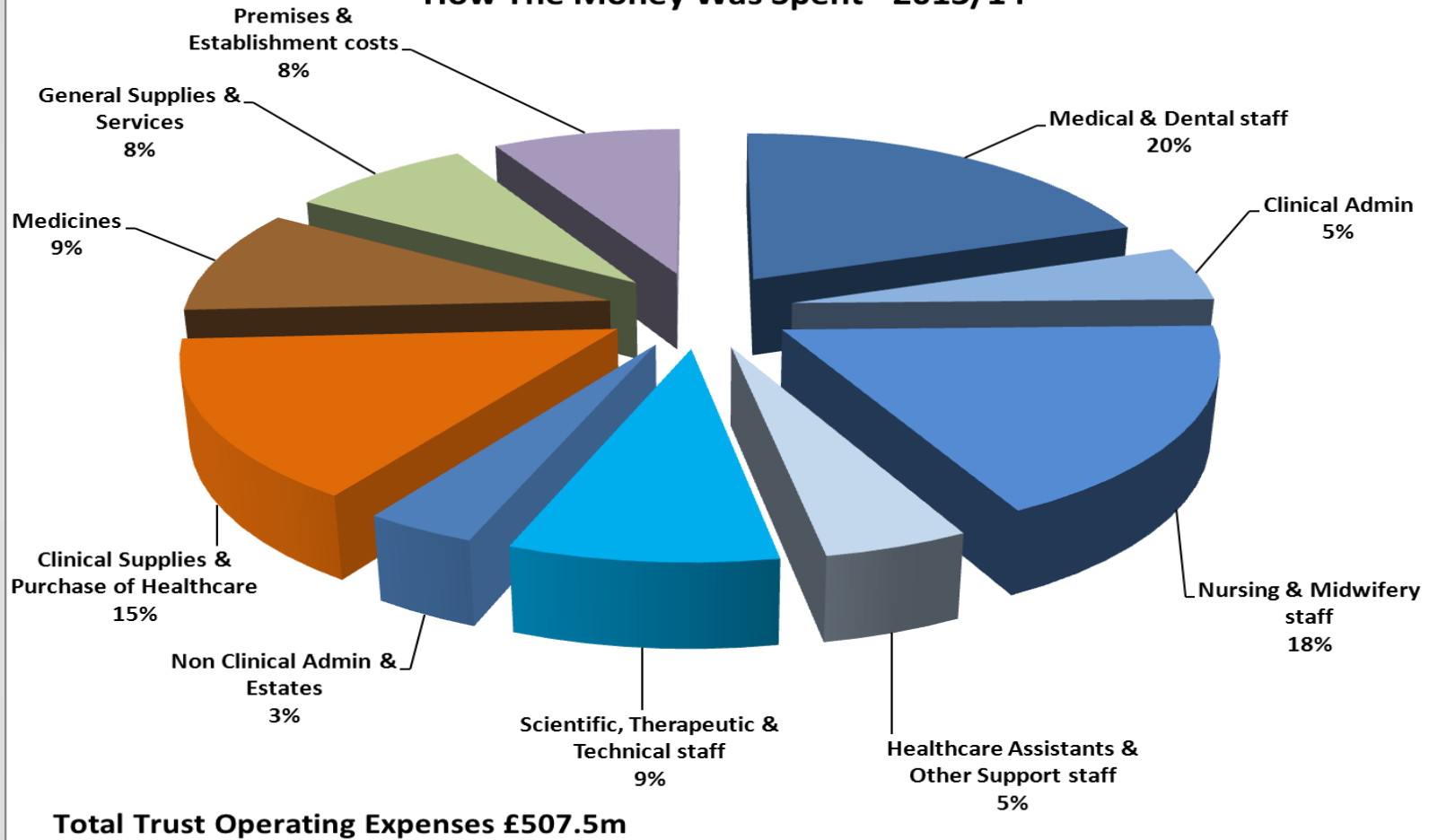
Total 2013/14 Trust Income
for patient care activities
£476m

2013/14 Income by Type



Total 2013/14 Trust Income for patient care activities £476m

How The Money Was Spent - 2013/14



Looking Forward

- We plan to generate surplus in each year
- Planning to utilise our surplus to:
 - Increase our workforce
 - Invest £4m in service transformation
 - Build £7.7m Endoscopy Unit at WHH
 - Complete the build of £23.4m hospital in Dover



East Kent Hospitals Charity

- The Charity received £0.4m income - £0.3m from donations and legacies
- We spent £0.6m on improving patient and staff amenities and purchasing medical equipment.
- £4.3m of funds were held by the Charity at the year-end.

- The Charity paid for the following: -
- Telemetry Cardiac Monitoring system which allows patients to be mobile whilst being monitored.
- Hoverjack inflatables for lifting patients comfortably from the floor
- Bed chairs for parents to sleep at their child's bedside in Rainbow Ward
- Refurbishment of a patio for Haemophilia patients

Chemotherapy Bus donated to the Trust by the Hope for Tomorrow Charity has been fully equipped through donations to the East Kent Hospitals Charity to enable patients to receive treatment nearer their homes.

The Charity also supports research with the potential to improve treatment.

Thank you to those who have supported the Charity, especially the Leagues of Friends and other partnership charities and volunteers who contributed £0.5m in 2013/14

2013/14 Overview Summary

- Treated more patients than in 2012/13
- Strong financial performance
- Continued investment in equipment and estates

THANK YOU