

East Kent Hospitals University



NHS Foundation Trust

Financial Performance Overview 2012/13

Jeff Buggle

Director of Finance and Performance Management



Putting patients first

2012/13 Overview

- Treated more patients than ever before
- One of the lowest infection rates in the country
- Achieved all access and quality targets
- Strong financial performance
- Continued investment in equipment and estates

SOUND PLATFORM FOR THE FUTURE



Putting patients first

Headline Numbers Per Day

On average each day we:

- Received **919** new referrals
- Saw **2,141** people in outpatients
- Carried out **174** surgical procedures
- Processed **26,253** pathology tests and
- **1,471** radiology scans
- Employed **7341** staff
- Spent **£1.34m**



Financial Performance 2012/13

	TARGET	ACTUAL	
Income & Expenditure Surplus	£3.7m	£4.0m	Achieved
Return on Assets	2.5%	2.9%	Achieved
Cash Balance at 31st March 2013	£48.1m	£60.1m	Achieved
Savings Programme	£30.0m	£30.6m	Achieved
Financial Risk Rating	4	4	Achieved



Patient Activity 2011/12 to 2012/13

	2011/12	2012/13	Growth %
Primary care referrals	128,901	124,887	+3.2
Outpatient attendances	577,552	568,067	+1.7
Day Cases	68,375	65,436	+4.5
Elective Inpatients	16,824	17,418	-3.4
Non Elective inpatients	79,166	77,755	+1.8
A&E attendances	200,084	202,223	-1.1



Financial Highlights 2012/13

	£m
Total income for 2012/13	501.4
Operating expenses	(489.6)
Surplus before financing	11.9
Amounts invested in Capital Equipment and Estate	22.2
Value of Property, Plant and Equipment at 31/3/13	264.6



Service Developments Agreed in 2012/13

- Dover Hospital

Complete rebuild of the current Buckland Hospital in Dover to deliver up-to-date and modern healthcare facilities for a significant proportion of the East Kent population.

- Expansion of CT Scanning services

Two new additional CT scanners at WHH and QEQM to increase diagnostic capacity to support amore efficient delivery of healthcare through earlier diagnosis.

- Health & Social Care Village

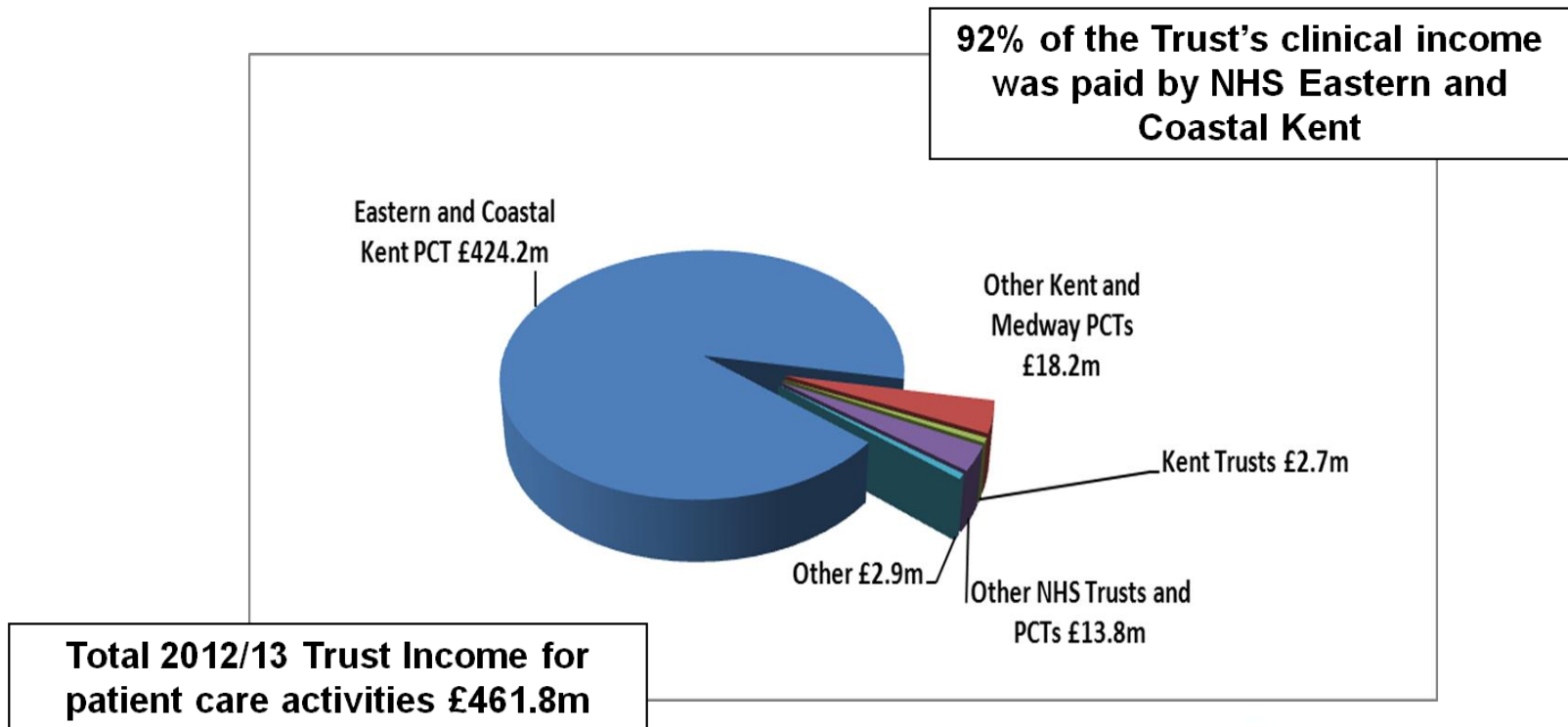
Introduction of 15 step-down beds to provide additional patient facilities outside of the acute hospital setting to mitigate the impact of delayed transfers of care.

- Chemotherapy Expansion

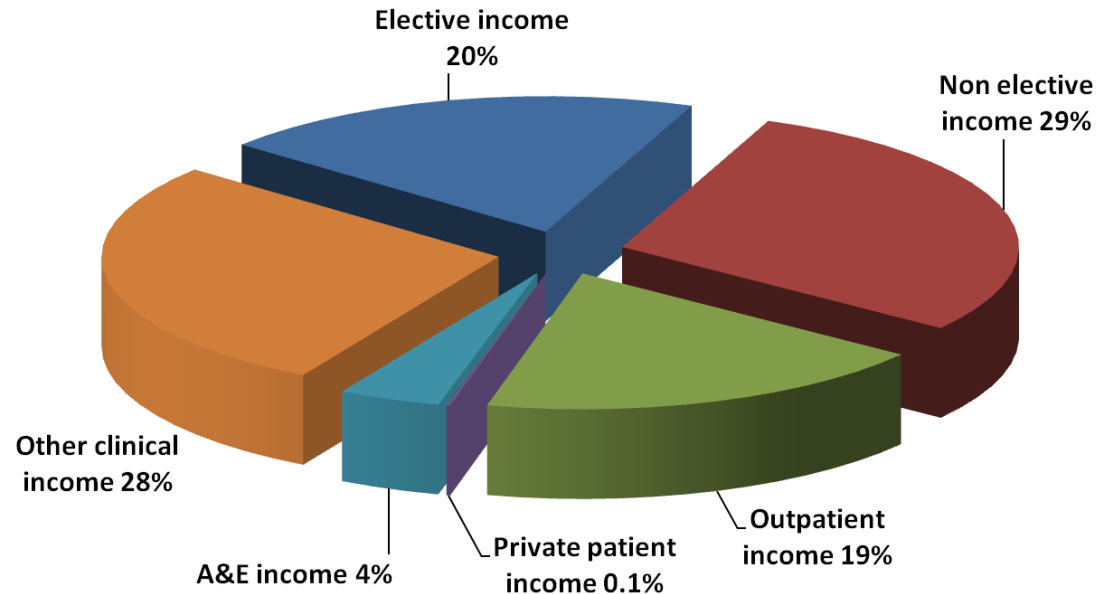
Improving the quality and access to cancer treatment by expanding the Chemotherapy service.



Where did our income come from?



2012/13 income by type

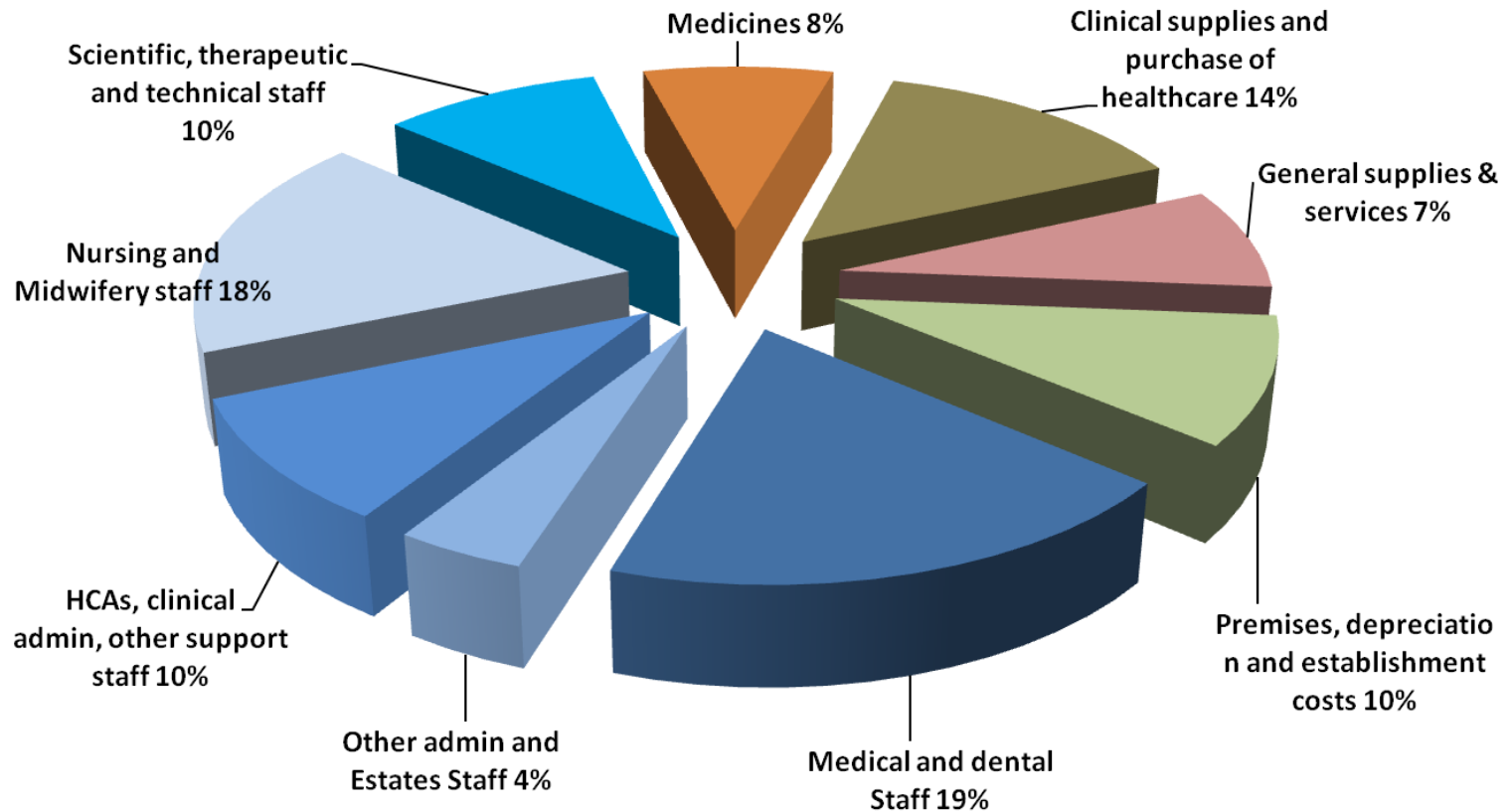


Total 2012/13 Trust Income from patient care activities £461.8m



Putting patients first

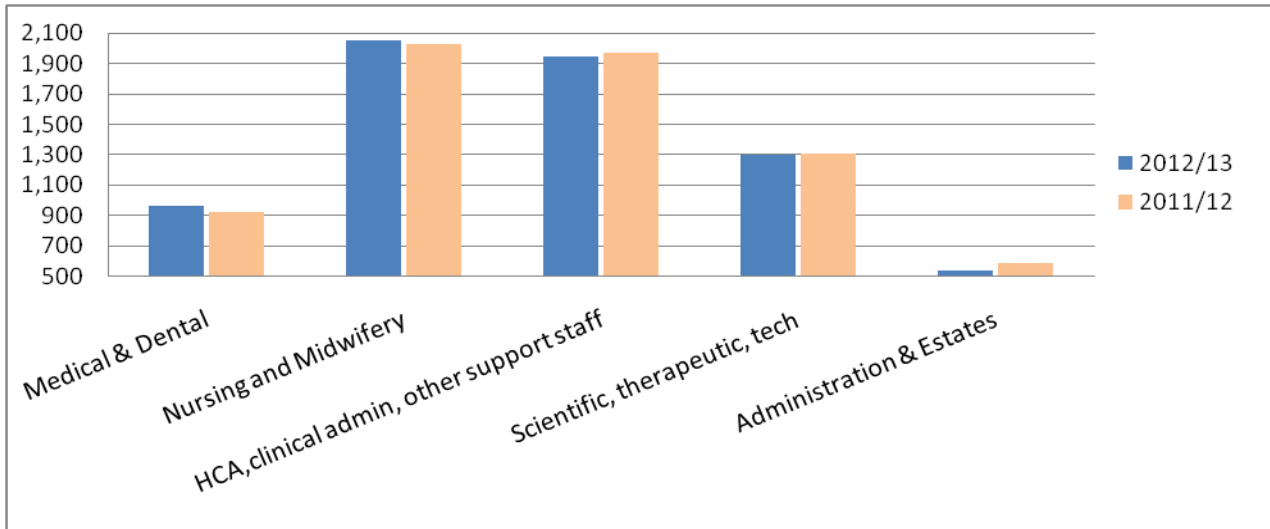
How The Money Was Spent - 2012/13



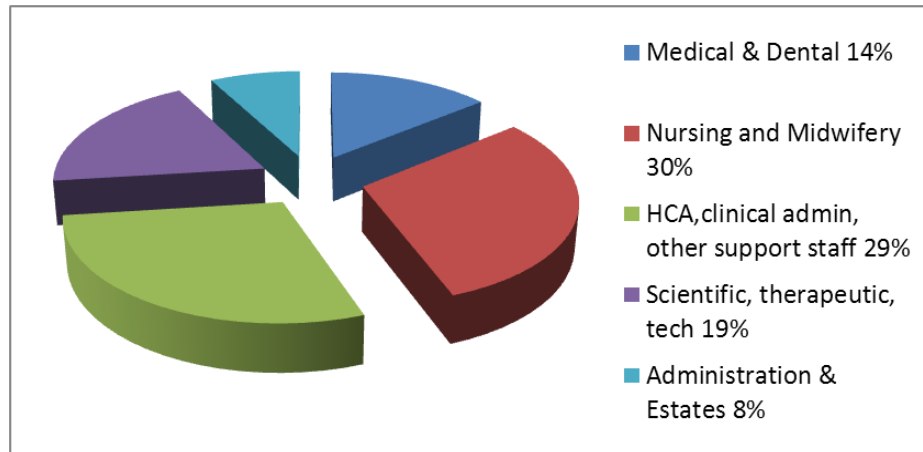
Total Trust Operating expenses £488.3m



Putting patients first



Average number of employees


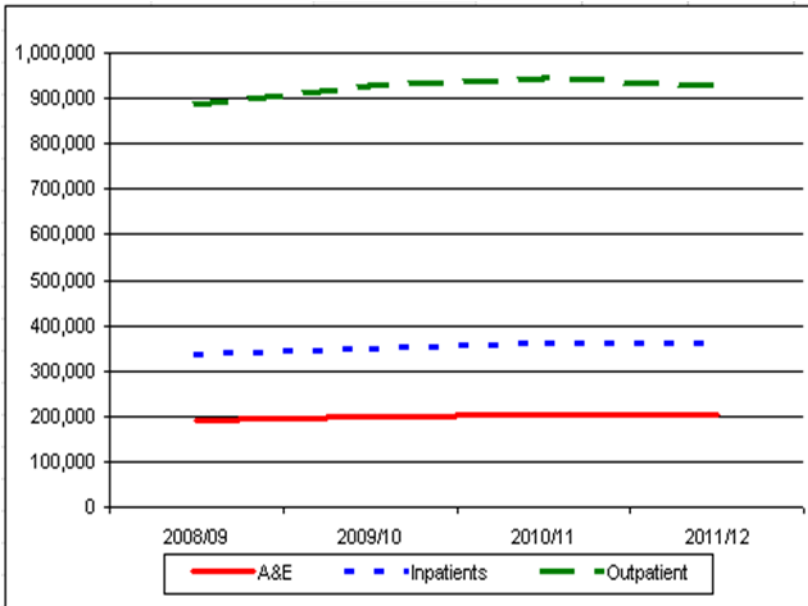


Average number of employees 7341



ACTIVITY AND COSTS

From 2008/09 to 2011/12: 6% activity growth including OP, A&E, IP and Ward attenders



Since 2009/10 per reference costs, the cost of delivering activity fell by **£27m** after adjustments for activity growth and inflation increases.



Putting patients first

Charitable Funds

- Total funds £4.5m
- £0.7m income received in 2012/13.
- £0.8m spent in 2012/13 on patient enhancement, and medical equipment including:



- Trauma and Orthopaedics: Mini Image Intensifier (less radiation with greater control for diagnosis and treatment)
- Renal Unit: Transonic Monitor (detects problems reducing more invasive procedures)
- Mammography Equipment

The Breast Screening Mammography Appeal has successfully concluded and has raised just over £1m to date. We have purchased all the digital screening and viewing equipment for WHH, KCH and QEQMH

Thank you to those who have supported the Charity, especially the Leagues of Friends and other partnership charities and volunteers who contributed £0.4m in 2012/13



Conclusion

- Increased demand and treated more patients than ever before
- Achieved key targets
- Strong financial performance
- Continued investment in our estate and equipment

SOUND PLATFORM FOR THE FUTURE



Putting patients first